

# **Final Report: Establishing Resiliency Across Minnesota**

*Minnesota Interfaith Power and Light*

Sophia Fontecchio, Cameron Johnson,  
Noah Nunney, Susannah Owen, Riley White

# UNC Morehead-Cain Intern Team



**Susannah Owen**  
Asheville, NC



**Cameron Johnson**  
Morehead City, NC



**Sophie Fontecchio**  
Philadelphia, PA



**Riley White**  
Hillsborough, NC



**Noah Nunney**  
Cleveland, OH



# What is Resilience?

- **Resilience:** the ability of a system to absorb disturbance and still retain its basic function, structure, and feedbacks while maintaining the ability to grow and develop.

## Summer Work Overview

Two prongs of our work:

1. **MNIPL Webinar Attendees Survey**
  - a. 10-15 minute survey gathering general resilience hub feedback
2. **Follow-up community interviews**
  - a. 10 interviews with Minnesotans
  - b. Gathered information on how they believe resilience hubs can be implemented



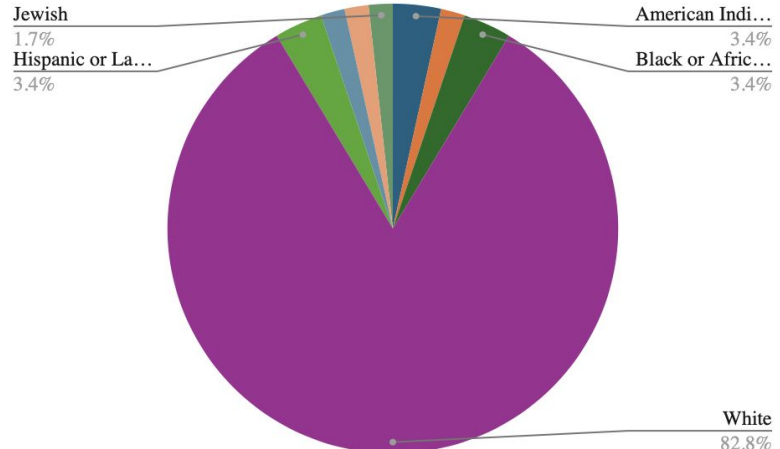
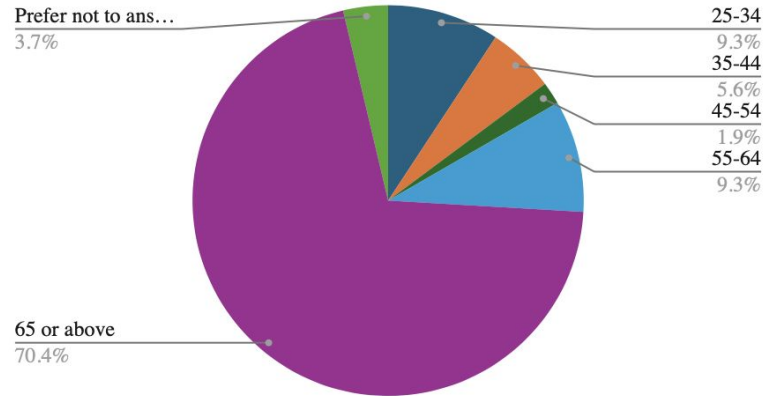
01

# Survey

# Survey Results: Demographic Information

A total of 56 respondents completed the survey making up 14.29% of the total webinars participants surveyed

Survey Responders Ages



02

# Interviews

# Interviews

**We interviewed 10 individuals, a majority of which were of the Minneapolis community**

- **6 affiliated with a church**
  - Westminster Presbyterian Church
  - St. John's Catholic church
  - Central Lutheran Church
  - Mills Church
  - Hennepin Ave. Methodist Church
  - Union Presbyterian Church
- **1 unaffiliated individual**
  - Unitarian
- **3 affiliated with an organization**
  - Clean Energy Organization
  - Clearwater Forest Camp
  - Eastside Community Network in Detroit



03

# Limitations



# Limitations

- **Demographic Skew**
  - A majority of respondents were 55+ and white
  - Most interview participants came from well-resourced congregations
- **Outsider Perspective & Limited Rapport**
  - As outsiders of Minnesota, we may have lacked key community insight
  - Potential impact on survey design and participants buy-in
- **Selector bias**
  - Our interview participants were selected by Buff Grace as a means of ensuring we interviewed people who were not already heavily involved with MNIPL and resilience hubs



04

# Total Results

# Total Results

**Main Points to Address following analysis of Survey and Interview Data:**

- 1) Education**
- 2) Community Engagement**
- 3) Resilience Hub Functions and Available Problems to Solve**



# Total Results: Education

- How can MNIPL provide constituents clarity on implementing resilience hubs?
  - ~60% of respondents need guidance on how to implement resilience hubs, what MNIPL's role will be, or expressed general uncertainty

<i>What questions do you have about resilience hubs?</i>	
<i>Category</i>	<i>Count</i>
No Response	28
How to make resilience hubs happen (financially, socially, physically)	5
What are the goals, plans, and specifics of MNIPL as they relate to resilience hubs	5
Unable to answer/Unsure	4
Who... <ul style="list-style-type: none"><li>- Is responsible for creating resilience hubs</li><li>- Should resilience hubs be targeted towards</li><li>- Can resilience hubs work with</li><li>- Can resilience hubs be connected to/with</li></ul>	4
What are the currently existing resilience hubs in the Twin Cities and in Greater Minnesota	3
Other	3

Figure 14



# Total Results: Education

- How can MNIPL provide resilience hubs continued guidance?
  - ~68% of the survey respondents indicated that they are in the “Initial Research” phase of resilience hub formation
  - ~46% requested education, engagement, or logistical help — or weren’t sure what support they needed

<i>Stage of Formation</i>	<i>Count</i>	<i>Percent</i>
Initial research	38	67.86%
Visioning and brainstorming plans	5	8.92%
Team formation	5	8.92%
Assessing assets	3	5.36%
Implementation and action	3	5.36%
Goal setting	1	1.79%
Continuity (continuation of the hub model)	1	1.79%
Evaluation and learning	0	0.00%
Expansion and replication	0	0.00%

Figure 10

<i>Category</i>	<i>Count</i>	<i>Percent</i>
No Response	23	41.07%
Continued engagement, education, and presentations to team	14	25.00%
Unsure	7	12.50%
Logistical Guidance	5	8.93%
Funding resources	4	7.14%
Connection with other hubs	2	3.57%
Other	2	1.79%

Figure 15



# Total Results: Community Engagement

- How can congregation-based resilience hubs remain accessible and relevant to nearby residents who are not part of the faith community?
- How can resilience hubs engage their congregation and proximal community?
  - ~28.57% of individuals said they would like assistance on how to promote outreach and engagement within the community

<i>Topic</i>	<i>Count</i>
No Response	20
How to engage and outreach to the community	10
Other	10
Want to learn about more resources	5
Not certain	5
Want to learn how to integrate resilience hubs into current operations of the organization	2
Want to learn about more real-world examples of resilience hubs	2
Want to learn about the work of MNIPL	1

Figure 12



# Total Results: Resilience Hub Functions

- What issues should resilience hubs be working to face and counter?
  - ~65% of topics identified were social issues
  - The top climate change-related issue identified were extreme temperatures and severe storms

<i>Issue</i>	<i>Count</i>
Social isolation	38
Financial hardships	34
Power or electricity shortages	34
Mental health	30
Food insecurity	27
Access to healthcare or hygiene	25
Clean water access	17
Childcare or access to education	17
Affordable housing	1
Immigration	1
Shelter from heat or smoke	1
Support for unhoused individuals	1
Unsure / Did not know what to prioritize	2

Figure 5

<i>Climate Change–Impacted Disaster</i>	<i>Count</i>
Extreme high and low temperatures	56
Unhealthy air quality levels	52
Severe storms	41
Flooding / Increased precipitation	36
Famine / Food shortages	24
Wildfires	23
Ice storms	17
Power outages / Loss of electric heat	4
Acts of violence / Lowered community safety	2
Loss of civil liberties / constitutional rights	1
Difficult to prioritize / Interconnected risks	5

Figure 6



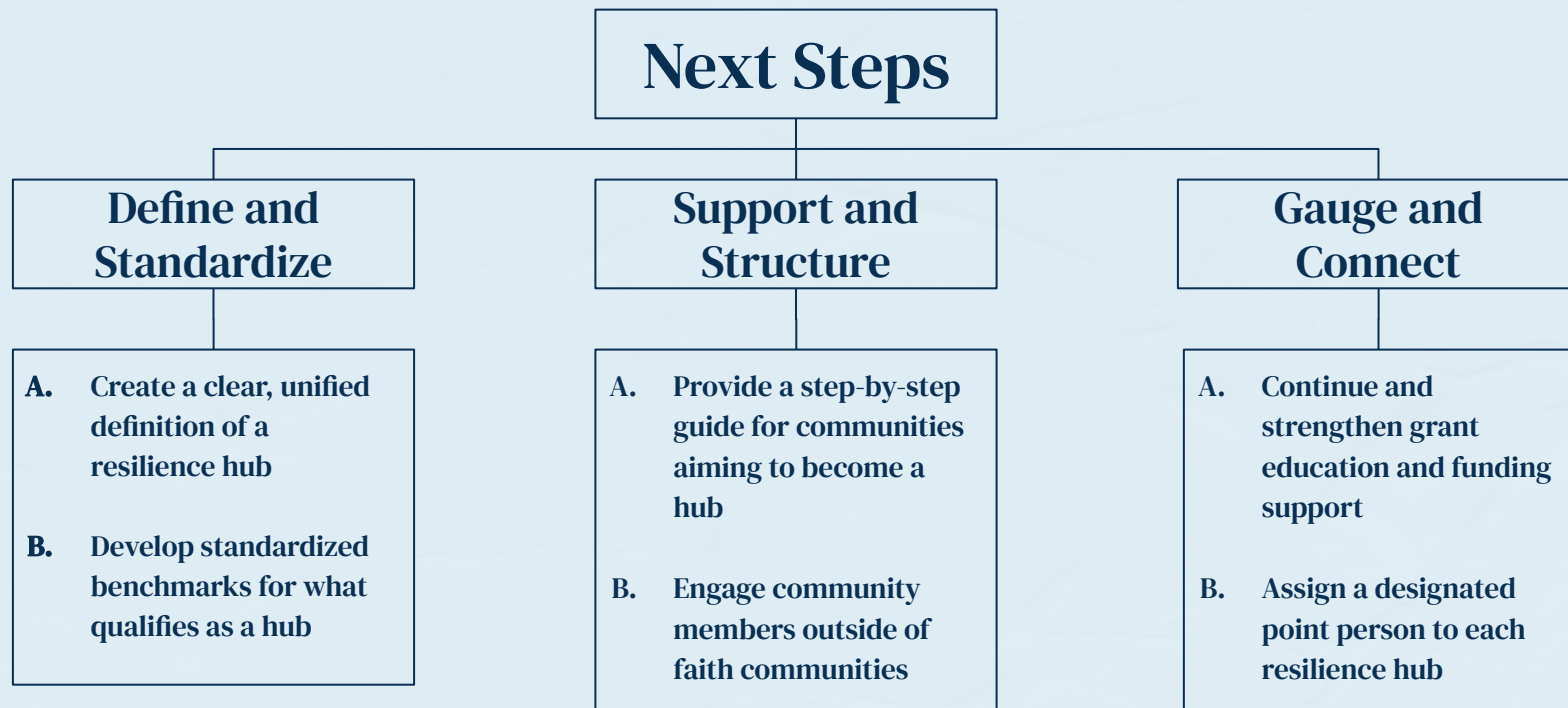
05

# Next Steps





# Moving Forward



# Community Reimagined

**What could mentorship or alignment with promising resilience hub organizations look like?**

**How can we learn from individuals and organizations that are working towards the same goal?**

**Organizations such as *The Baltimore City Community Resiliency Hub Program* and the *The Community Lighthouse Project in New Orleans* as well as speaking with individuals such as *Megan Richards* and *Lans Rothfus* may allow MNIPL to learn from the community needs and experiences of others.**





# Thank You, MNIPL!

We have had an incredible two months in Minnesota, and we owe it to you all. We have loved getting to see the state, from the Twin Cities, to Duluth, to Morris. We are also extremely grateful to have gotten to know all of you and the incredible work you do for MNIPL.







# Questions?